



Power Secure LR30LN LED Lamp



Solais LED PAR30 Long Neck Lamp Replacement

Product Description: The Solais active LED PAR30 long neck lamp replacement has the high light output, light weight and full dimming capabilities of halogen incandescent sources – resulting in a high-performance product perfect for commercial, museum, retail and hospitality applications.

Performance Summary: Fully dimmable | Halogen PAR form factor (ANSI compliant) | Lightest LED lamps on the market | Certified to UL Standard 1993 | RoHS-compliant | Contain no lead or mercury | Dry location rating

Application: Designed for use in track and recessed fixtures (including IC rated housing)

Voltage: 120v Standard (277v available on some configurations; Check with manufacturer for details.)

CCT: 2700K, 3000K, 3500K*, 4000K*

Dimmable: Yes - Visit solais.com/dimming.php for compatibility list

Life: 50,000 Hours (L70)

Power Factor: .92

Base Type: E26, GU24*

Weight (oz.): 7.3

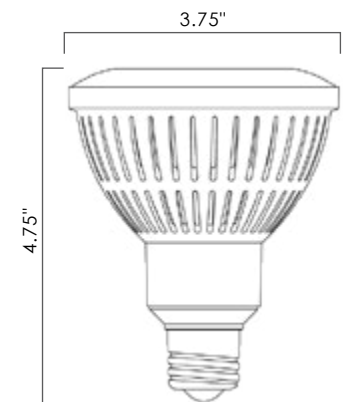


Product Code	Power (Watts)	Beam Angle	CCT (K)	Lumen Output	CBCP (cd)	CRI	ENERGY STAR®
LR30LN/15/30K/1800/___	24	15°	3000	1800	14741	83	
LR30LN/25/30K/1800/___	24	25°	3000	1800	9175	83	
LR30LN/40/30K/1800/___	24	40°	3000	1800	3600	83	
LR30LN/15/27K/1700/___	24	15°	2700	1700	13922	83	
LR30LN/25/27K/1700/___	24	25°	2700	1700	8650	83	
LR30LN/40/27K/1700/___	24	40°	2700	1700	3400	83	
LR30LN/15/30K/1450/___	20	15°	3000	1450	11875	85	
LR30LN/25/30K/1450/___	20	25°	3000	1450	7400	85	
LR30LN/40/30K/1450/___	20	40°	3000	1450	2900	85	
LR30LN/15/27K/1450/___	21	15°	2700	1450	11875	85	
LR30LN/25/27K/1450/___	21	25°	2700	1450	7400	85	
LR30LN/40/27K/1450/___	21	40°	2700	1450	2900	85	
LR30LN/10/30K/1250/___*	18	10°	3000	1250	25875	85	
LR30LN/15/30K/1250/___	18	15°	3000	1250	10250	85	
LR30LN/25/30K/1250/___	18	25°	3000	1250	6375	85	
LR30LN/40/30K/1250/___	18	40°	3000	1250	2500	85	
LR30LN/10/27K/1250/___*	18	10°	2700	1250	25875	85	
LR30LN/15/27K/1250/___	18	15°	2700	1250	10250	85	
LR30LN/25/27K/1250/___	18	25°	2700	1250	6375	85	
LR30LN/40/27K/1250/___	18	40°	2700	1250	2500	85	

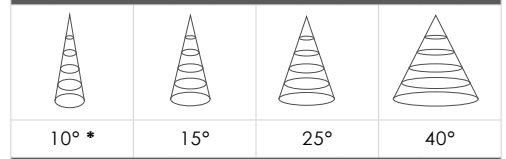
Housing Color: White (WH), Silver (SL), and Black (BK)

*Made to order


Lamp Images




Beam Angles



Color Temperature



Housing Colors



Ordering Example LR30LN/25/30K/1250/SL

LR30LN	/	25	/	30K	/	1250	/	SL
Form Factor PAR30		Beam Angle 25		CCT 30K		Lumens 1250		Housing Color SL - Silver



Power Secure LR30LN LED Lamp



Luxiance utilizes active cooling to remove heat from the LED system - allowing Solais LED lamps to operate cooler, resulting in superior life, light output, and performance.



Thermal Throttle – In the event that Solais LEDs become overheated, they will dim themselves to protect your technology investments.

10° (Spot) 1250 lumens					
Candela Distribution	Degree	Candela	0° Aiming Angle Horizontal Footcandles		
	0	25875			
	5	14462			
	15	464			
	25	61			
	35	33			
	45	31			
		Distance to Floor		Beam Diameter	Avg. Beam Illuminance on Floors (FC)
		6'		1.6'	621
		8'		2.1'	349
		10'		2.6'	223
		12'		3.1'	155
		14'		3.7'	114
15° (Spot) 1450 lumens					
Candela Distribution	Degree	Candela	0° Aiming Angle Horizontal Footcandles		
	0	11875			
	5	9529			
	15	915			
	25	67			
	35	28			
	45	26			
		Distance to Floor		Beam Diameter	Avg. Beam Illuminance on Floors (FC)
		6'		1.6'	275
		8'		2.1'	155
		10'		2.6'	99
		12'		3.1'	69
		14'		3.7'	51
Multipliers are as follows: 1250 lumens: 0.86					
25° (Narrow Flood) 1800 lumens					
Candela Distribution	Degree	Candela	0° Aiming Angle Horizontal Footcandles		
	0	9175			
	5	7971			
	15	2259			
	25	223			
	35	73			
	45	52			
		Distance to Floor		Beam Diameter	Avg. Beam Illuminance on Floors (FC)
		6'		2.3'	196
		8'		3.1'	110
		10'		3.9'	71
		12'		4.7'	49
		14'		5.5'	36
Multipliers are as follows: 1700 lumens: 0.94 1450 lumens: 0.81 1250 lumens: 0.69					
40° (Wide Flood) 1800 lumens					
Candela Distribution	Degree	Candela	0° Aiming Angle Horizontal Footcandles		
	0	3600			
	5	3560			
	15	2930			
	25	1178			
	35	458			
	45	178			
		Distance to Floor		Beam Diameter	Avg. Beam Illuminance on Floors (FC)
		6'		4.4'	148
		8'		5.8'	83
		10'		7.3'	53
		12'		8.7'	37
		14'		10.2'	27
Multipliers are as follows: 1700 lumens: 0.94 1450 lumens: 0.81 1250 lumens: 0.69					

LIMITED WARRANTY: Turolight warrants that this lamp will operate for a period of five (5) years from the date of purchase when used in accordance with package and lamp directions. If this lamp does not last for three years, return this product to the place of purchase or visit turolight.com for warranty replacement procedures. You must include the original receipt/proof of purchase. Turolight will repair or replace your lamp. This limited warranty may not cover lamps subject to misuse, electrical current fluctuation, accident, neglect, or acts of God. THIS REPLACEMENT IS THE SOLE WARRANTY OBLIGATION OF TUROLIGHT AND IS IN LIEU OF ALL OTHER WARRANTIES, EXPRESS OR IMPLIED, INCLUDING ANY WARRANTY OF MERCHANTABILITY OR FITNESS FOR A PARTICULAR PURPOSE. LIABILITY FOR INCIDENTAL AND CONSEQUENTIAL DAMAGES ARE EXCLUDED. Exclusion of incidental or consequential damages is not allowed by some provinces, so the above limitation or exclusion may not apply to you. Please visit turolight.com and contact us using the form supplied with any questions. **WARNING:** Not for use in fully enclosed luminaires. **Caution:** Risk of electric shock. Use in an indoor, dry location only. This device is not intended for use with emergency exit fixtures or emergency exit lights. May not be compatible with all dimmers, please contact Turolight.com for up-to-date dimmer compatibility information. **NOTES:** This product may cause interference with other devices. If interference occurs, change the location of the products involved.