

LED Regressed Gimbal Downlight



| | | | |
|----------------|--------------------------|----------------------|--------------------|
| EDA-ECL | Segment | Wattage Range | Lumen Range |
| | Commercial & Residential | 17W | 1,268lm |

Features

- 4" LED gimbal light, CRI 90, Air Tight, Adjustable Tilt
- Wet Location rated with operating temperature range of -20 °C ~ +40 °C.
- Field Selectable CCT (2700K, 3000K, 3500K, 4000K & 5000K)
- Available in brushed nickel, black and white
- IC-rated for direct contact with insulation.



Specifications

Housing :

Die Cast Aluminum body for better Thermal Management
Type IC rated, FT6 cable

Optics :

Beam angle 38°

Mounting :

Recessed Mounting with Spring Clamps

Driver :

120-347V LED driver with Operating temperature range of -20 °C ~ +40 °C

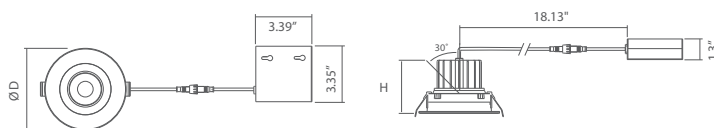
LED :

Field Selectable CCT of 2700K, 3000K, 3500K, 4000K & 5000K.


Controls :

0-10V dimming

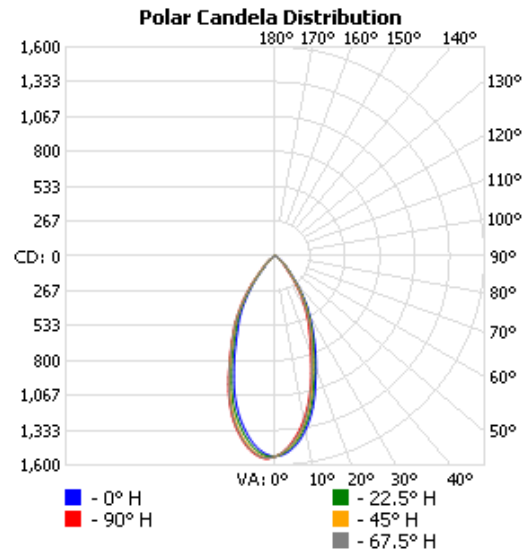
Dimensional Drawing



| | H | D | Cut-out |
|-----------|-------|----|---------|
| EDA-ECL/4 | 3.25" | 5" | 4.25" |



Polar Candela



Applications



Offices



Hotels



Residences

LED Regressed Gimbal Downlight



| | | | |
|----------------|--------------------------|----------------------|--------------------|
| EDA-ECL | Segment | Wattage Range | Lumen Range |
| | Commercial & Residential | 17W | 1,268lm |

Ordering Information Example: EDA-ECL/4/17W/MK9/120-347V/WH/0-10V

| Family Name | Fixture Type | Size | Wattage | CCT (Kelvin) | Voltage | Trim Finish | Dimmable |
|--------------|--------------------------------------|--------|---------|---------------------------------|----------|---|----------|
| EDA (ENDURA) | ECL (LED regressed gimbal downlight) | 4 (4") | 17W | MK9 (Selectable Kelvin, CRI≥90) | 120-347V | WH (White) BN (Brushed nickel) BK (Black) | 0-10V |

Product Information

| Ordering Code | Energy Star | Model Number | Wattage (W) | Voltage (V) | Hour Rating | Lumens (lm) | CCT (K) | CRI | Wet Location | Case QTY. |
|---------------|-------------|-------------------------------------|-------------|-------------|-------------|-------------|----------------|-----|--------------|-----------|
| 3662228 | Yes | EDA-ECL/4/17W/MK9/120-347V/WH/0-10V | 17 | 120-347 | 50,000 | 1268 | 27/30/35/40/50 | ≥90 | Yes | 12 |
| 3662229 | Yes | EDA-ECL/4/17W/MK9/120-347V/BN/0-10V | 17 | 120-347 | 50,000 | 1268 | 27/30/35/40/50 | ≥90 | Yes | 12 |
| 3662230 | Yes | EDA-ECL/4/17W/MK9/120-347V/BK/0-10V | 17 | 120-347 | 50,000 | 1268 | 27/30/35/40/50 | ≥90 | Yes | 12 |

Accessories

PL-AMP-MULTI-VPLUS



Related Products



RGD-CHY2



PRO-SP6



RGD-CDR



RGD-HS