

# Bluetooth Passive Infrared Sensor



<b>TL-TUROSMART</b>	<b>Model No.</b>	<b>Ord. Code</b>	<b>Inst.</b>
	TL-TUROSMART/SENSOR/PIR/3.5mm	# 1962001	Field Installed

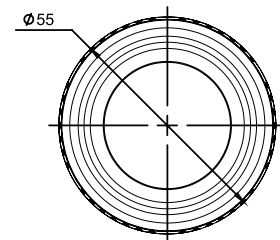
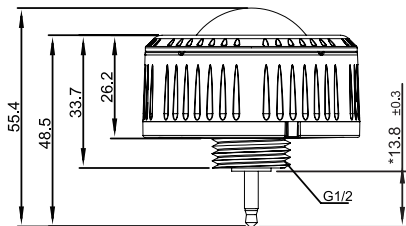

TL-TUROSMART/SENSOR/PIR uses PIR motion detector architecture and passive infrared (PIR) technology for improved detection coverage for high-bay applications.

## Key Highlight

- PIR sensor.
- Daylight Harvesting
- Bluetooth® SIG mesh.
- High-End Trim, Zoning, Continuous Bi-level Dimming.
- LED Motion indicator.
- Mounting height up to 40 ft.
- 360° coverage pattern.
- Low Voltage connector.

## Features

- Bluetooth to 0-10V signal converter, Bluetooth® mesh network.
- Built-in 20mA 0-10V signal output.
- A mesh network, which has a much longer control distance, transmits received signals to neighbouring devices.
- All devices on the 0-10V line are broadcast controlled by mobile application.
- In the typical outdoor environment, the typical range for wireless communication is 164ft (50m).
- The actual range is dependent on field installation.
- Available with magnetic reset (Touch the side part of the sensor for 5 seconds) and remote reset (press "RESET"+" ON/OFF" buttons in sequence).
- On-board antenna.

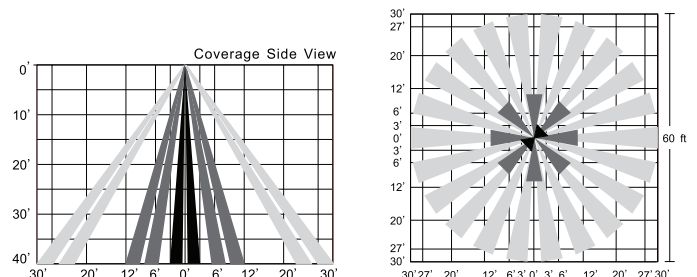


Unit:mm

## Technical Data

Motion Sensor	Passive infrared sensor
Input Power	12-24VDC, >50mA
Control Output	0-10V, max. 25mA sinking current
Mounting Height	40ft (12m) Max.
Detection Angle	360°
Operating Temperature	-20°C ~ 60°C
IP Rating	65
Max. Bluetooth Range	164ft (50m)
Warranty	5 years

## Sensor Coverage



# Bluetooth Passive Infrared Sensor



TL-TUROSMART	Model No.	Ord. Code	Inst.
	TL-TUROSMART/SENSOR/PIR/3.5mm	# 1962001	Field Installed

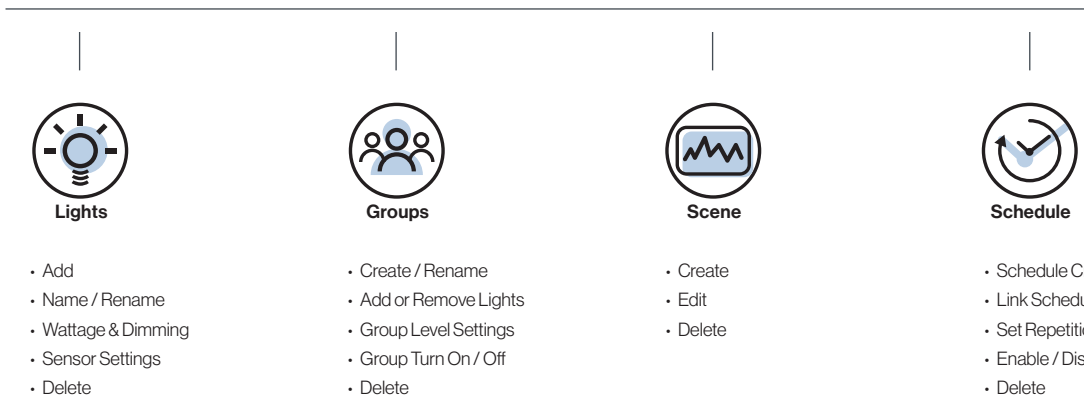
## Fixture Compatibility

Segment	Product Family	TL-TUROSMART/SENSOR/PIR/3.5mm	TL-TUROSMART/L/SENSOR/BASE	TL-TUROSMART/SENSOR/PIR/CEILING/LV	TL-TUROSMART/SENSOR/PIR/CEILING/120-347V
Round Highbay	SSL-CHB2	√	-	-	-
Linear Highbay	SSL-LHB5	√	-	-	-
Canopy	SSL-CP3	√	√	-	-
	SSL-CPG	√	√	-	-
Wall Mount	SSL-WP1T+	√	√	-	-
	SSL-WP2T+	√	√	-	-
	SSL-WP1TS	√	√	-	-
	SSL-WP3T+	√	√	-	-
	SSL-ESC PC	√	√	-	-
Area Lights	SSL-AL3	√	-	-	-
Downlighter	RGD-CDR-A	-	-	√	-
	RGD-CDR	-	-	-	√
	EDA-SP	-	-	-	√
	EDA-HS	-	-	-	√
	EDA-ECL	-	-	-	√
Center Basket	SGS-R	-	-	-	√
	RGD-CB3	-	-	-	√
Panel	RGD-BLP6	-	-	-	√
	PRO-BLP3	-	-	-	√

## Turosmart Bluetooth® Mesh Lighting Control System

### A Complete Software & Hardware Solution

The next stage in lighting innovation has arrived. Wireless lighting control offers limitless opportunities for reducing costs, managing assets, and improving user experiences. At the heart of this transformation is Bluetooth mesh, a straightforward and user-friendly system that unlocks a range of new possibilities.



## Turosmart APP



### TUROSMART APP

The official [TUROSMART] app is designed to make your experience with our services seamless and convenient. Whether you're on the go or at home, our app puts everything you need at your fingertips.

#### Why Use the App?

- Simplifies your interactions with us.
  - Ensures a secure and efficient user experience.
  - Provides personalized recommendations and insights.
- Download the [TUROSMART] app now to enjoy [specific benefit] and elevate your experience!