

# Celling Bluetooth Passive Infrared sensor



TL-TUROSMART	Model No.	Ord. Code	Inst.
	TL-TUROSMART/SENSOR/PIR/CEILING/LV	#1962003	Field Installed


The low-profile TL-TUROSMART/SENSOR/PIR/CEILING/LV uses passive infrared (PIR) technology. It mounts on the ceiling with a flat, unobtrusive appearance and provides 360 degrees of coverage.

## Key Highlight

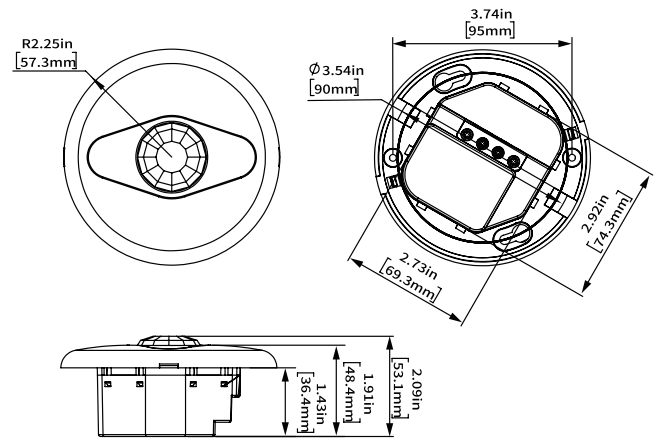
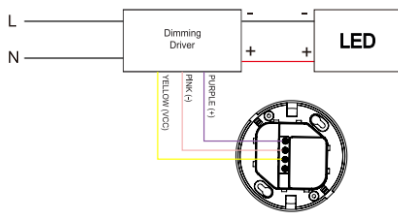
- PIR sensor.
- Bluetooth® SIG mesh.
- LED Motion indicator.
- Mounting height up to 12 ft.
- 360° coverage pattern.
- Low Voltage connector.

## Features

- Bluetooth to ON/OFF signal converter, Bluetooth® mesh network.
- A mesh network, which has a much longer control distance, transmits received signals to neighbouring devices.
- In the typical outdoor environment, the typical range for wireless communication is 150ft (40m).
- The actual range is dependent on field installation.
- Available with button reset (press the button of sensor for 5 seconds) and remote reset (press "RESET"+"ON/OFF" buttons in sequence).
- On-board antenna.



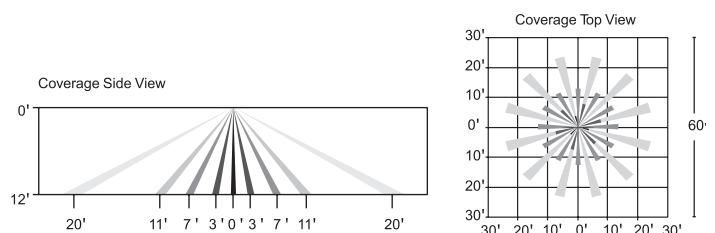
## Wiring Diagram



## Technical Data

Input Power	12-24VDC
Dim Control Output	0-10V, max. 25mA sinking current
Detection Radius	Max. 20ft (6.1m)
Mounting Height	12ft (3.7m) Max.
Detection Angle	360°
Remote Range	50ft (15m) indoor, no backlight
Built-in Light Level Sesor	works from 10 to 300 footcandles (107.6 to 3,229.2 lux)
Humidity	Max. 95% RH
Operating Temperature	0°C - 55°C
Mounting Options	4 square junction box with double gang mud ring; 4 inch octagonal junction box
Warranty	5 years

## Sensor Coverage



# Ceiling Bluetooth Passive Infrared sensor



TL-TUROSMART	Model No.	Ord. Code	Inst.
	TL-TUROSMART/SENSOR/PIR/CEILING/LV	#1962003	Field Installed

## Fixture Compatibility

Segment	Product Family	TL-TUROSMART/SENSOR/PIR/3.5mm	TL-TUROSMART/L/SENSOR/BASE	TL-TUROSMART/SENSOR/PIR/CEILING/LV	TL-TUROSMART/SENSOR/PIR/CEILING/120-347V
Round Highbay	SSL-CHB2	√	-	-	-
Linear Highbay	SSL-LHB5	√	-	-	-
Canopy	SSL-CP3	√	√	-	-
	SSL-CPG	√	√	-	-
Wall Mount	SSL-WP1T+	√	√	-	-
	SSL-WP2T+	√	√	-	-
	SSL-WP1TS	√	√	-	-
	SSL-WP3T+	√	√	-	-
	SSL-ESC PC	√	√	-	-
Area Lights	SSL-AL3	√	-	-	-
Downlighter	RGD-CDR-A	-	-	√	-
	RGD-CDR	-	-	-	√
	EDA-SP	-	-	-	√
	EDA-HS	-	-	-	√
	EDA-ECL	-	-	-	√
Center Basket	SGS-R	-	-	-	√
	RGD-CB3	-	-	-	√
Panel	RGD-BLP6	-	-	-	√
	PRO-BLP3	-	-	-	√

## Turosmart Bluetooth® Mesh Lighting Control System

### A Complete Software & Hardware Solution

The next stage in lighting innovation has arrived. Wireless lighting control offers limitless opportunities for reducing costs, managing assets, and improving user experiences. At the heart of this transformation is Bluetooth mesh, a straightforward and user-friendly system that unlocks a range of new possibilities.



Lights

- Add
- Name / Rename
- Wattage & Dimming
- Sensor Settings
- Delete



Groups

- Create / Rename
- Add or Remove Lights
- Group Level Settings
- Group Turn On / Off
- Delete



Scene

- Create
- Edit
- Delete



Schedule

- Schedule Creation
- Link Schedule to a Group
- Set Repetition times
- Enable / Disable
- Delete

## Turosmart APP



### TUROSMART APP

The official [TUROSMART] app is designed to make your experience with our services seamless and convenient. Whether you're on the go or at home, our app puts everything you need at your fingertips.

#### Why Use the App?

- Simplifies your interactions with us.
- Ensures a secure and efficient user experience.
- Provides personalized recommendations and insights.

Download the [TUROSMART] app now to enjoy [specific benefit] and elevate your experience!